



2019 CALIFORNIA BUILDING CODE - SECTION 11B-405 GENERAL REQUIREMENTS FOR RAMP

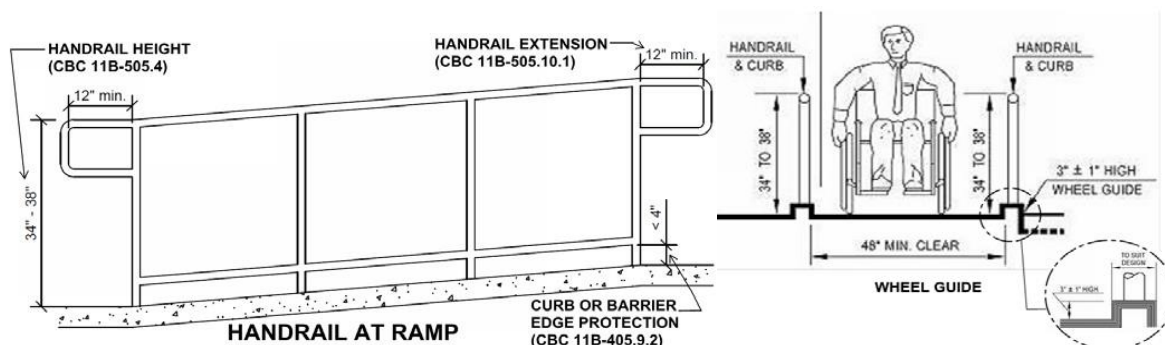
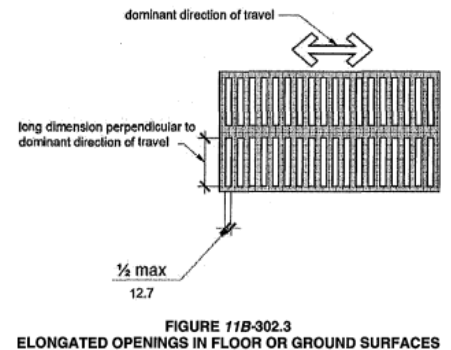
(This form may be used as a guide for checking Accessibility according with the 2019 California Building Code and shall not be considered a complete list of requirements)

Ramps:

Ramps on accessible routes shall comply with CBC 11B-405.

Exception: In assembly areas, aisle ramps adjacent to seating and not serving elements required to be on an accessible route shall not be required to comply with CBC 11B-405.

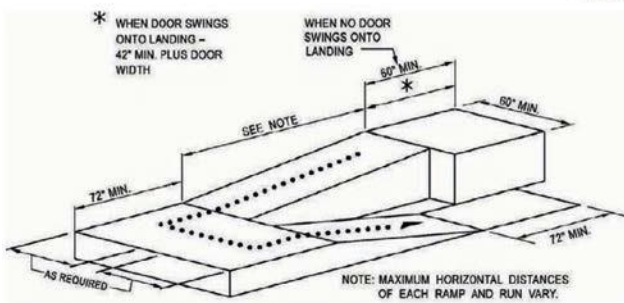
- a. **Run Slope:** Ramp runs shall not exceed 1:12 (8.3%). (CBC 11B-405.2)
- b. **Cross Slope:** Cross slope shall not exceed 1:48 (2.1%). (CBC 11B-405.3)
- c. **Opening in Floor or Ground Surfaces:** (CBC 11B-405.4)
 Shall not allow passage of a sphere more than 1/2" diameter. Elongated openings shall be placed so that the long dimension is perpendicular to the direction of travel. (CBC 11B-302.3)
- c. **Change in Level:** Not permitted on ramp run. (CBC 11B-405.4)
- d. **Clear width:** 48" minimum in ramp run. See exceptions per CBC 11B-405.5.
- e. **Rise:** 30" maximum in ramp run. (CBC 11B-405.6)
- f. **Handrails:** Ramp runs shall have handrails complying with CBC 11B-505. See exception per CBC 11B-405.8.
- g. **Edge Protection:** Shall be provided on each side of ramp runs and at each side of ramp landings and shall comply with CBC 11B-405.9.2. See exceptions per CBC 11B-405.9.
- h. **Curb or Barrier:** Continuous and uninterrupted curb or barrier shall be provided along the length of the ramp. Curb shall be 2" minimum high, or barrier shall be provided that prevents the passage of a 4" diameter sphere. (CBC 11B-405.9.2)
- i. **Wet Conditions:** Landings shall be designed to prevent the accumulation of water. (CBC 11B-405.10)



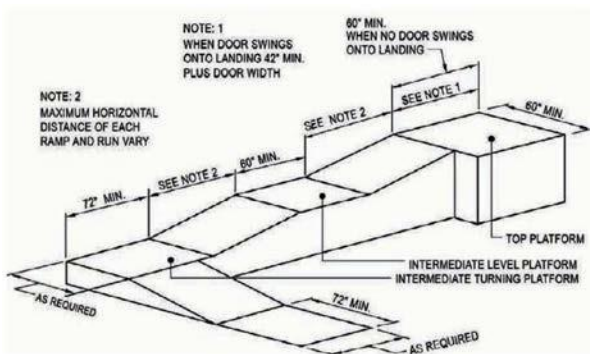
Ramp Landings:

Ramps shall have landings at the top and the bottom of each ramp run. Landings shall comply with CBC 11B-405.7.

- a. **Slope:** Landings shall comply with CBC 11B-302. Changes in level are not permitted.
Exception: Slopes not steeper than 1:48 (2.1%) shall be permitted. (CBC 11B-405.7.1)
- b. **Width:** At least as wide as the widest ramp run. (CBC 11B-405.7.2)
- c. **Width at Top Landing:** 60" wide minimum. (CBC 11B-405.7.2.1)
- d. **Length:** 60" long minimum clear. (CBC 11B-405.7.3)
- e. **Length at Bottom Landing:** Bottom landings shall extend 72" minimum in the direction of ramp run. (CBC 11B-405.7.3.1)
- f. **Change in Direction:** Shall have a clear landing minimum 60" x 72" in the direction of downward travel.
- g. **Doorways:** Maneuvering clearances required by CBC 11B-404.2.4 & 404.3.2 shall be permitted to overlap the landing area. Fully opened door shall not reduce the required ramp landing width by more than 3". Door in any position shall not reduce the minimum dimension of ramp landing to less than 42". (CBC 11B-405.7.5)



RAMP WITH TURNING PLATFORM



RAMP WITH INTERMEDIATE SWITCH-BACK PLATFORM

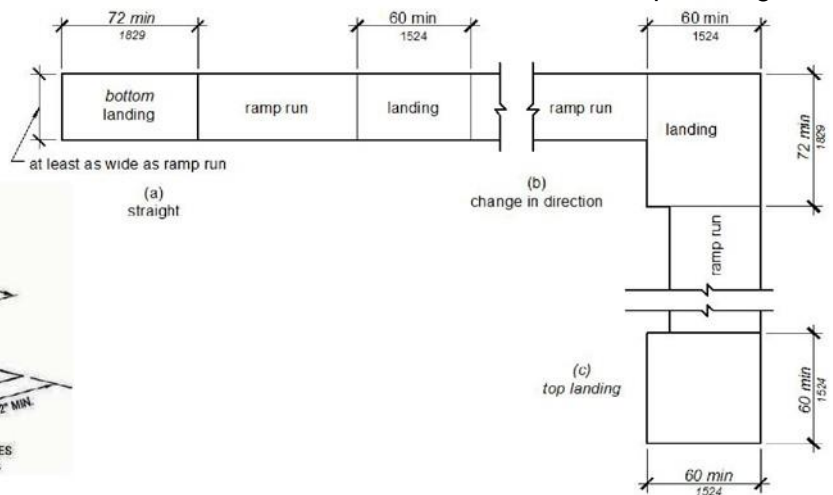
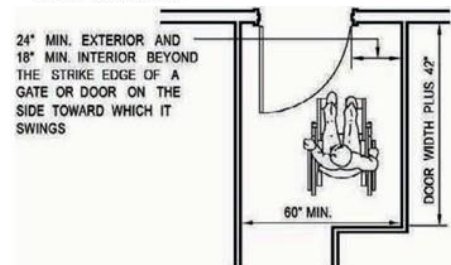
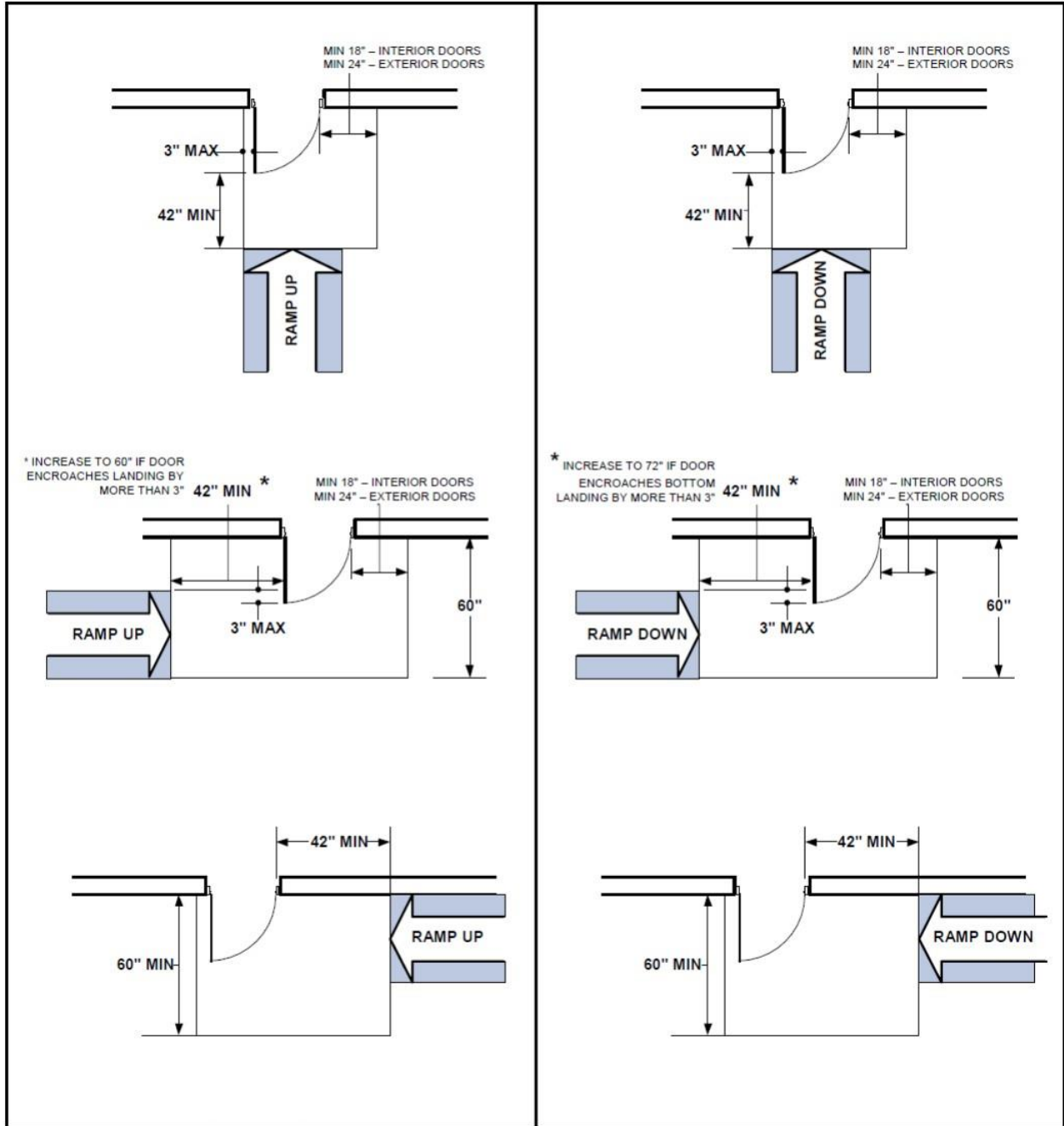


FIGURE 11B-405.7 RAMP LANDINGS



RAMP LANDING AT DOORWAY

DOORWAYS AT RAMP LANDINGS (CBC 11B-405.7.5)



DOORWAYS AT TOP LANDING SPACE OF A RAMP

DOORWAYS AT BOTTOM LANDING SPACE OF A RAMP